







- perfo Wall 1.0M 6 Panel

Short Description

perfo Wall 1.0M 6 Panel Double Sided Starter
WxDxH: 1000x650x1845mm

Product Images





Additional Information

| | |
|------------------|---------------|
| Product material | Sheet steel |
| Product surface | Powder coated |

Product Options

| | |
|---------|-----------------|
| Colour: | Anthracite grey |
| | Gentian blue |
| | Light grey |
| | Maroon |